



FLIGHTLINES

MINOT AIRCRAFT MODELERS

Volume 19 Issue 1



MINOT, ND

January, 2006



Charter 1195

OFFICERS

Dick Winje
PRESIDENT

Roger Lee
VICE PRESIDENT

Linda Wade
SECRETARY

Gerald Cushing
TREASURER

Maynard Kuebler
PAST PRESIDENT

Wally Aannerud
DIRECTOR 2006

Phil Kling
DIRECTOR 2007

Russ Gohl
DIRECTOR 2008



Next Meeting

When: Tuesday, January 10th
Where: Town & Country Center
Meeting Room
Time: 6:00 Executive Board
7:00 General Meeting

2006 COMING EVENTS



**January—2006 Time to
pay your MAM Dues
Happy New Year!**

INDOOR FUN FLY January 21—Minot City Auditorium



AMA Convention 2006
January 13-15, 2006
If you have any questions
about AMA Convention
2006 please call
765-287-1256 ext. 270 or 272 or
e-mail amaims@modelaircraft.org.



**February
Happy Valentine's Day**

**INDOOR FUN FLY
February 18 -
Minot City Auditorium**



ELECTION OF OFFICERS

Dick Winje was re-elected MAM President for 2006. Roger Lee has accepted the position of Vice President and Maynard Kuebler will serve as Past President.

Linda Wade was re-elected Secretary and Jerry Cushing Treasurer.

2008 Board Member is Russ Gohl. He will join Wally Aannerud and Phil Kling as Directors and replaces Mark Vajda and serve a three year term.

Thanks to all who placed nominations, those who accepted the nominations and everyone who participated in the voting.

Special thanks to Mark Vajda for his leadership and serving as a MAM Director.



**New Year Greetings From
Our President...**

Best wishes to each of you and your family for a happy and prosperous new year.

Once again we have many activities planned for the Minot Aircraft Modelers Club in 2006. As of this writing I am happy to report that we have chairpersons to lead each of our annual events. Thanks to all who volunteered to chair one of our events.

I would like to extend a big thank you to everyone who helped us through a very successful 2005. We had great participation from all our members last year and look forward to the same for the coming year. We have a very special club because of each one of you. Thanks for making my part in all of this easy.

Dick Winje
President - Minot Aircraft Modelers

NEWSLETTER

Bill & Audrey Benno
Co-Editors

2024 California Drive
Minot, ND 58703

TELEPHONE
701-858-7942

E-MAIL
ab-
benno@min.midco.net

Web Page

Webmasters
Charles Cushing
Doug Grant

Web page at
minotaircraftmod-
elers.com



Just Plane Funny....

I asked Bill to run an errand for me one Saturday before Christmas. Joanne's Fabrics was having a sale and I had put something on hold until the sale.

Bill went to the counter and asked for the items Audrey Benno had them holding. When the clerk asked Bill "What exactly are we holding?" He told the clerk "Plans and two baskets". "Plans?" the clerk asked.

"Yeah, you know plans so she can make a robe for our granddaughter..." Bill said. "Oh, the clerk goes, you mean pattern."

He then explained that he built model airplanes from plans....and the word pattern wasn't coming to mind....spoken like a guy addicted to building and flying RC.

I couldn't help but laugh out loud when Bill came home and told me of his experience.

Editor's Clarification: Garnet Burke was included in memories of MAM members in December's newsletter....Garnet is not a dues paying member of MAM but supports our Fun Fly and promotes the sport of aircraft modeling both in Canada and in the USA!

SHOP TALK.....January found Bill at the shop of MAM member Jeff Settel. Jeff rejoined MAM in 2005 after a few years away from flying. Jeff credits Scott Brittin with showing him the basics of flying and he has learned a lot thru crash.....oh I mean trial and error and lots of practice.

Jeff converted his two stall garage to a shop so he has lots of room for building. He is currently working on a F20 Tigershark. He just finished a Little Tony 61....watch out for Jeff in the Spring....these are really fast planes. His favorite plane of all time is.....or rather **was**..... a Hangar 9 Advance.


When Jeff and his wife Linda aren't camping at the flying field you will find them camping at the lake. He enjoys fishing and flying in the summer and riding snowmobiles in the Winter with his sons, Nick and Kyle.



Why I love North Dakota...

It's winter in North Dakota
And the gentle breezes
blow,

70 miles per hour, at 52 below!
Oh, how I love North Dakota,
When the snow's up to your butt,
You take a breath of winter air,
And your nose freezes SHUT!!!
Yes, the weather here is wonderful,
I guess I'll hang around,
I could never leave North Dakota
'Cause I'm FROZEN TO THE GROUND!!



Winter Weather



Information for the All Season Flier

RayBan aviator sunglasses with a blue-gray tint are recommended for flying in the Winter.



Red is at the low frequency part of the visual spectrum, and blue is at the high frequency part of the spectrum. Red or yellow-tinted sunglasses reduce all colors to high-contrast shades of gray, making your aircraft in the air appear completely different from the appearance of your aircraft at home or in the pits.

Gray, light blue, or light green tinted sunglasses make the airplane in the air look just like the airplane in the pits, and because your vision is extended into the high frequency part of the visible spectrum, you will have twice the visual perception range!



MAM SAFETY RULES

Each month thru March this column will feature our Safety Rules. Here's the third installment. If you have questions or need clarification regarding any of the Rules listed below, ask for discussion at our next monthly membership meeting.

11. Flying pilots must remain behind the fence separating the field from the pit and at designated stations.
12. Before entering the runway, the pilots must loudly announce their intentions: Never taxi onto the runway before checking for landing aircraft.
13. All takeoffs and landings will be into the prevailing wind. Always check the windsock for the wind direction. Notify all other airborne pilots if the wind changes and you choose to takeoff in a direction counter to the existing pattern.
14. All pilots will fly the pattern and respect the helicopter pilots designated air space.



Only Tucker has permission to pit in the shelter area and fly where ever he wants! Someday he'll have to follow the rules....



We all know membership in the AMA is mandatory for MAM members and for anyone who flies at our field.

Did you know...

The AMA protects your right to fly: They work at all levels for you: local, state, and national. As the number-one voice for aero modeling, they work with the FAA (Federal Aviation Administration) for airspace, the FCC (Federal Communications Commission) for frequencies, and help you get and keep flying fields in thousands of communities across the country!

Model Aviation Magazine: This is the only periodical that brings you such a tremendous range of topics, from flying styles and competitions to all types of aircraft and how-tos. Whether you're a "newbie" or a seasoned pro, they cover it all!

Instant access to aero modeling 24 hours a day: The AMA Web site enable you to find a flying field, locate a hobby shop, view a magazine article from years ago, discover that special part in our classifieds, view a "members-only" section, and much more.

Member Liability Coverage: Hopefully you'll never need it, but it will be there for you-with up to \$2,500,000.

If you are reading this and not a member of the AMA, call 1-800-435-9262, or go to www.modelaircraft.org, for more information about membership.



Color Theory for Models: Choosing the Right Color

An AMA Article

By Dr. Robert Suding

All RC fliers have gotten that "I can't tell which way it's going" feeling when learning to fly RC. Several simple color trimming steps can help you fly your airplane better, whether you are a beginner or top dog in Pattern. Most airplanes, especially ARFs, are covered or painted to look good in the store. But in the air it's a different story. The situation is very simple—if you can't see it, you can't fly it.

To successfully fly an RC aircraft, the pilot must have good orientation and distance perception. The eyes estimate aircraft orientation based on the perceived position of the model's outer edges, and the relationship of these outer edges to the edges of any discernible trim markings on the airplane's wings or fuselage. Distance perception, in turn, depends on a combination of one's perception of the aircraft's outside edges and its estimated orientation.

After you have located your airplane and estimated how far away it is, you must immediately recognize several attitude orientations:

- Is it flying toward me or away from me?
- Is it upright or inverted?
- Are the wings flat, vertical, or tipped?
- Is it flying horizontal, upward, or downward?
- Is it flying parallel to the runway or vectored?
- Is it flying perfectly vertical or skewed sideways or fore/aft?
- Evaluate color schemes for visibility first, beauty second. Dark-colored airplanes are more difficult to see in overcast skies and in the evening.
- Scale airplanes are a special problem. War birds were colored to avoid detection, just the opposite of RC airplanes. Avoid flying scale-colored airplanes until you are a very experienced flier.
- Avoid dark colors on the fuselage where your battery and receiver are located. The heat buildup can result in loss of battery capacity and premature radio failure.
- Don't fly when someone with an airplane identical to yours is already flying. ARFs and yellow Cubs are particularly susceptible to this problem. Several years ago two fliers were flying with identical ARFs. When one of the models landed, both modelers went out to get the airplane. Much to the entertainment of the folks in the pits, one modeler discovered that his airplane had crashed out in the field five minutes previously because he had lost track of which airplane was his, and he was "flying" the wrong one.

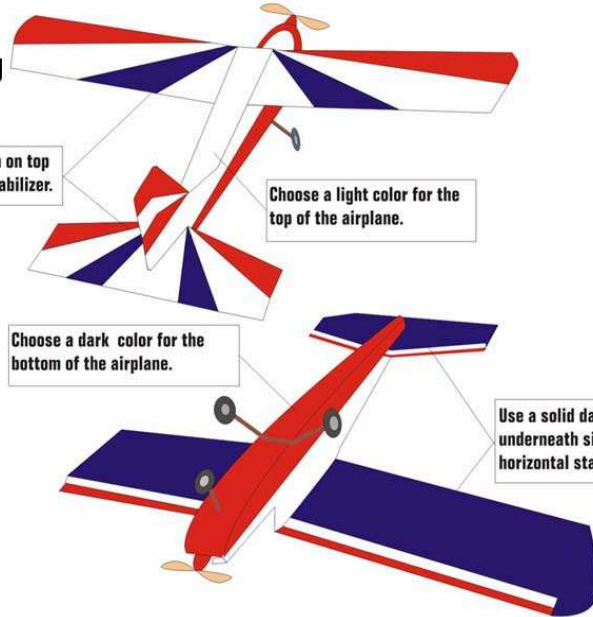
Actual Patterns to Use in Coloring Your Airplane:

Use a large starburst pattern on top of the wing and horizontal stabilizer.

Choose a light color for the top of the airplane.

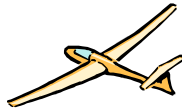
Choose a dark color for the bottom of the airplane.

Use a solid dark color on the underneath side of the wing and horizontal stabilizer.



2006 Committee Assignments - Event Dates and MAM Meeting Highlights

Indoor Fun Fly - Phil Kling Chair
January 21st & Feb. 18th at Minot City Auditorium
2:00 p.m. to 4:00 p.m.



Winter Party

Jeanne Gohl & Michelle Schoneberg Co-Chairs
Date to be determined - a fun event....you don't want to miss!

Mall Show - Russ Gohl & Bill Kickert Co-Chairs April 22nd
Get your airplanes ready!

MAM Annual Open House

Bill Benno & Jeff Settel Co-Chairs
Date to be determined - great opportunity to promote MAM



International Fun Fly

Dick Winje & Lanny Wade Co-Chairs
August 26th & 27th - Mark your calendar now!

Dick Winje will be making arrangements for a date for the Winter Party. Linda Wade volunteered to do some of the publicity for the Open House and to put the Mall Show and International on Rick Alston's event website.



President Winje reported that our District IX Vice President, Mark Smith is planning to attend the International and would like to hold a Town Hall meeting with pilots that attend the event.

AVIATION HISTORY....

Articles About People/Events That Have Impacted Aviation

January's article features Florence Klingensmith—Clay County Pioneer Pilot - Thanks to Phil Kling for providing information for this article.

In the 1920s women made great strides in many previously all male vocations, even aviation. One young woman was Florence Gunderson Klingensmith. In her youth, Florence was identified as "A wild one" and "A great sports fan and ready to try anything."



In April, 1929, Florence traveled to the Monocoupe Airplane Factory in Moline, Ill. where she purchased her first plane. She flew it back to Hector and christened it "Miss Fargo." Florence had a new name too, "Tree-Tops," probably given to her by Phobe Omlie or one of the other top fliers she met and received instructions from at Moline. In June she became the first licensed woman pilot in North Dakota and started her aviation career. That summer she barnstormed county fairs, worked as operations manager at Hector and flew in her first race where she took fourth.

She was an amazing woman...Check out www.info.co.clay.mn.us/History/flok.htm for a complete story .

FUEL FOR THE CLUB...

Phil Kling called and said he found some fuel for the coming flying season. He contacted Wild Cat Fuels and they quoted the following:



64 gallons would cost \$95.00 to ship

And cost \$11.18 per gallon for 15%.

There will be discussion at the January membership meeting regarding purchasing fuel. If you can't make the meeting and have questions or comments regarding the purchase, please give Phil a call at 926-3571.



'Twas the day after Christmas and low and behold.....

By Audrey Benno

Bill Benno, Randy Mackey and Jeff Settel (I call them the 3 Musketeers) ventured to the flying field in hopes of getting some flying in.....it was a little windy...18 mph to start.....but nice for December 26th at 49 degrees. The wind did calm down and they did get to fly. Here's a picture of Jeff Settel....the grass isn't green anymore, but the guys had fun getting some flying in.....they can't wait till Spring!
Anyone else been out there?

